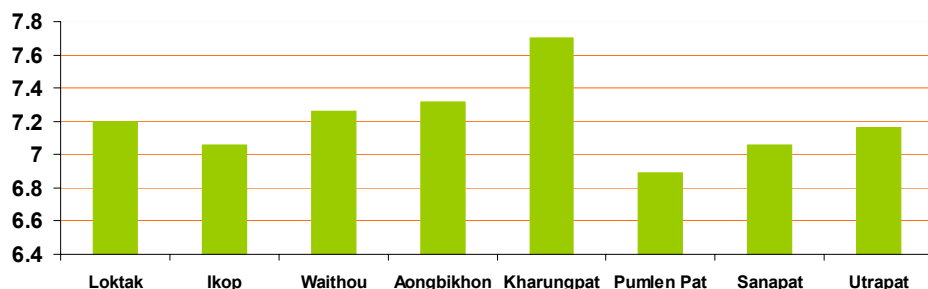


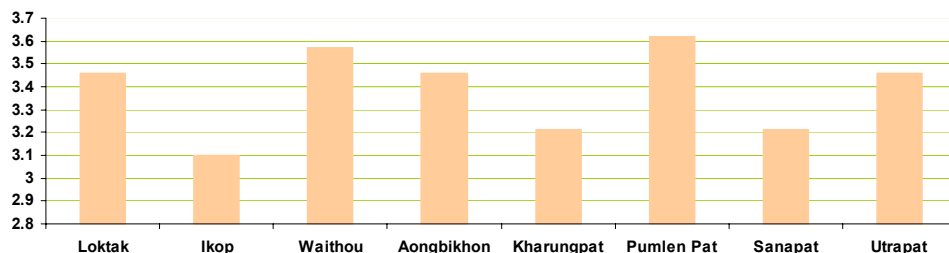
Wetland Water Quality Data of Some Important Wetlands of Manipur [Jan-Mar 2010]

Parameters	Loktak	Ikop	Waithou	Aongbikhong	Kharungpat	Pumlen Pat	Sanapat	Utrapat
pH	7.20	7.06	7.26	7.32	7.70	6.89	7.06	7.16
B.O.D. (mg/l)	3.46	3.10	3.57	3.46	3.21	3.62	3.21	3.46
C.O.D. (mg/l)	8.49	6.76	8.49	8.49	7.76	7.46	7.46	7.76
Nitrogen (mg/l)	1.56	1.86	1.91	1.06	1.52	1.16	1.21	1.42
Phosphorous (mg/l)	1.08	1.52	1.56	0.97	1.26	1.06	1.46	1.07
Potassium (mg/l)	3.00	4.00	4.00	3.00	3.00	3.00	2.00	3.00
Total Coliform/100ml	820	720	610	680	710	680	610	670
Faecal Coliform	470	310	300	370	360	320	300	260

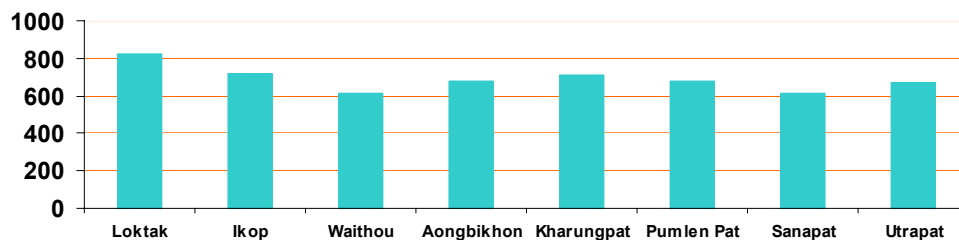
pH variation of Wetlands during Jan-Mar 2010



B.O.D of Wetlands during Jan-Mar 2010



Total Coliform of Wetlands during Jan-Mar 2010



Source: Environment Monitoring, Research & Development Laboratory, Environment & Ecology Office, Govt. of Manipur