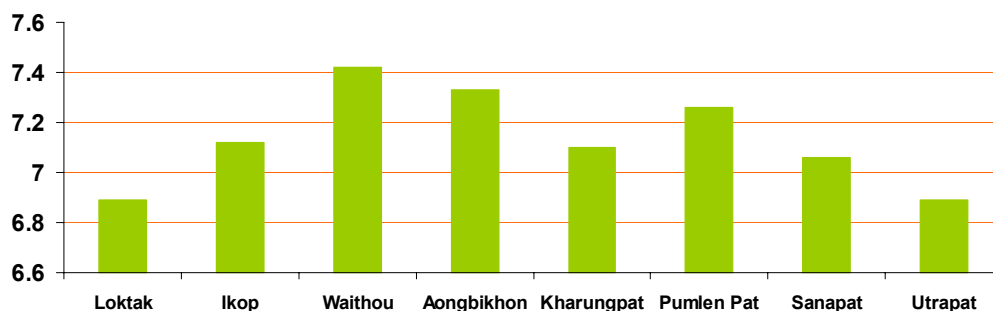


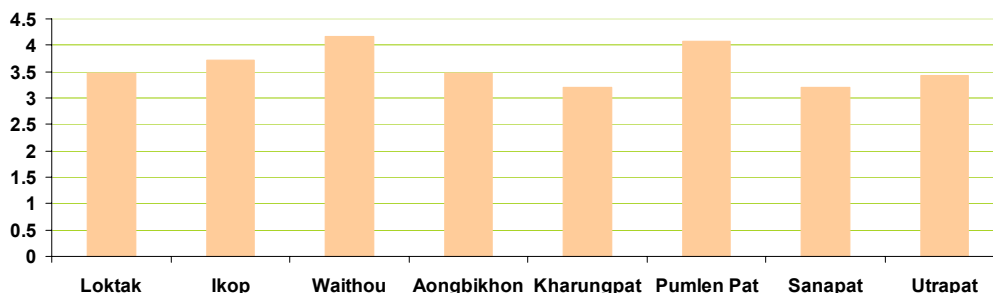
Wetland Water Quality Data of Some Important Wetlands of Manipur [Jan-Mar 09]

Parameters	Loktak	Ikop	Waithou	Angongbikhong	Kharungpat	Pumlen Pat	Sanapat	Utrapat
pH	6.89	7.12	7.42	7.33	7.10	7.26	7.06	6.89
B.O.D. (mg/l)	3.46	3.72	4.16	3.46	3.21	4.07	3.21	3.42
C.O.D. (mg/l)	7.03	7.96	8.42	7.12	6.43	8.16	6.76	7.76
Nitrogen (mg/l)	1.46	1.26	1.73	1.46	1.07	1.42	1.72	1.07
Phosphorous (mg/l)	1.21	1.42	1.21	1.03	0.97	1.16	1.26	1.26
Potassium (mg/l)	2.00	3.00	3.00	2.00	2.00	3.00	2.00	2.00
Total Coliform/100ml	620	510	620	670	570	540	510	470
Faecal Coliform	270	240	240	250	240	210	210	200

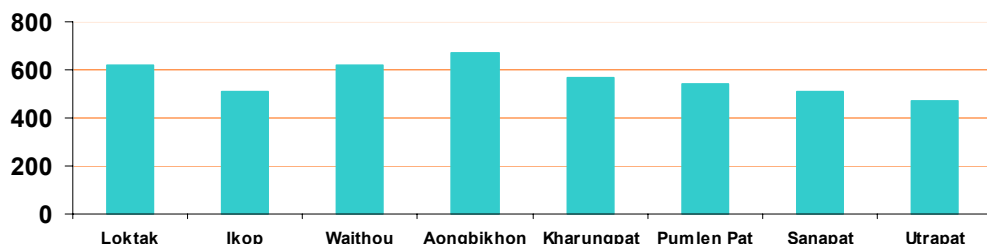
pH variation of Wetlands during Jan-Mar 09



B.O.D of Wetlands during Jan-Mar 09



Total Coliform of Wetlands during Jan-Mar 09



Source: Environment Monitoring, Research & Development Laboratory, Environment & Ecology Office, Govt. of Manipur