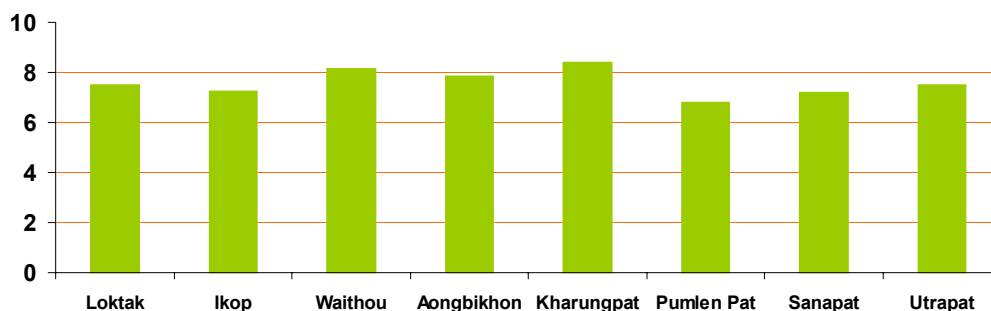


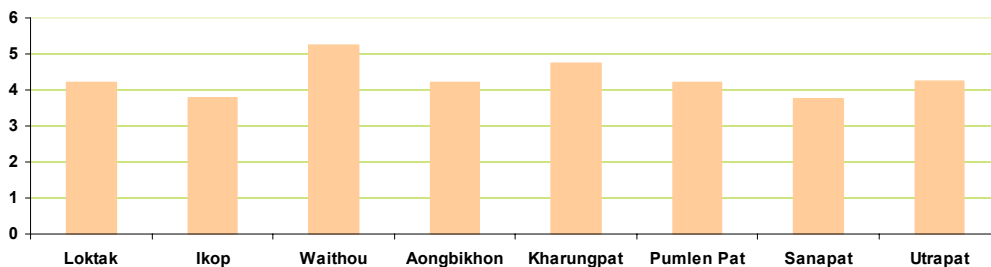
**Wetland Water Quality Data of Some Important Wetlands of Manipur [Jul-Sept 09]**

Parameters	Loktak	Ikop	Waithou	Aongbikhong	Kharung pat	Pumlen Pat	Sanapat	Utrapat
pH	7.51	7.26	8.16	7.86	8.42	6.80	7.21	7.50
B.O.D. (mg/l)	4.20	3.79	5.26	4.20	4.76	4.20	3.76	4.26
C.O.D. (mg/l)	8.60	8.42	12.42	9.46	10.21	9.36	8.01	10.16
Nitrogen (mg/l)	2.47	2.16	2.28	1.96	2.07	1.76	1.63	1.53
Phosphorous (mg/l)	1.59	2.06	2.14	1.52	1.82	1.52	1.72	1.21
Potassium (mg/l)	3.00	4.00	5.00	8.00	6.00	5.00	6.00	3.00
Total Coliform/100ml	870	960	790	860	760	820	670	660
Faecal Coliform	410	510	470	470	410	370	310	320

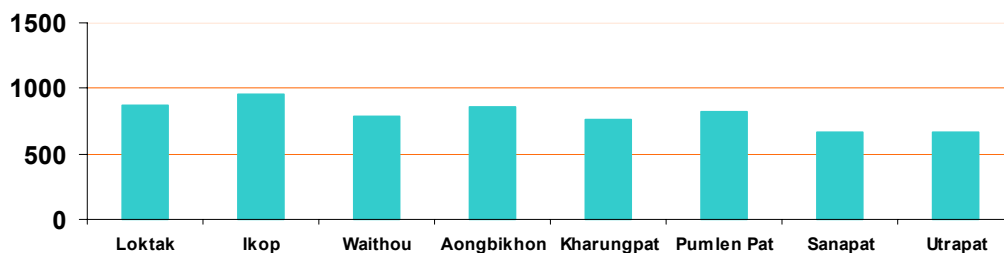
**pH variation of Wetlands during Jul-Sept 09**



**B.O.D of Wetlands during Jul-Sept 09**



**Total Coliform of Wetlands during Jan-Mar 09**



Source: Environment Monitoring, Research & Development Laboratory, Environment & Ecology Office, Govt. of Manipur