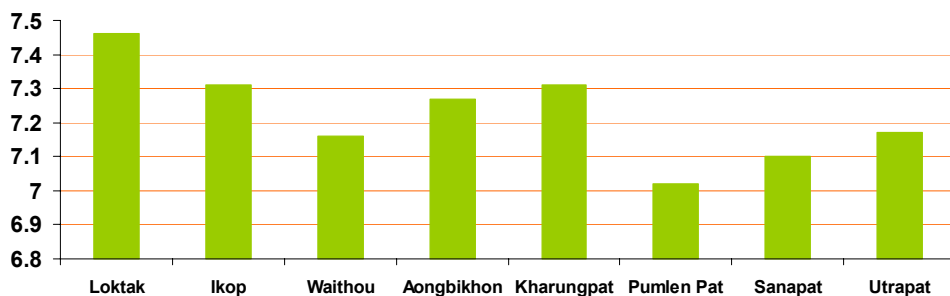


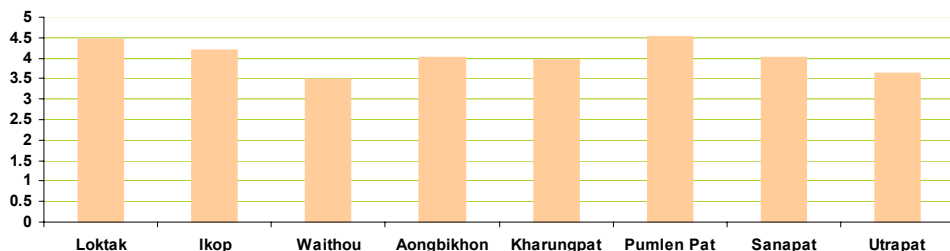
**Wetland Water Quality Data of Some Important Wetlands of Manipur [Oct-Dec 2010]**

Parameters	Loktak	Ikop	Waithou	Aongbikhong	Kharung pat	Pumlen Pat	Sanapat	Utrapat
pH	7.46	7.31	7.16	7.27	7.31	7.02	7.10	7.17
B.O.D. (mg/l)	4.46	4.21	3.47	4.02	3.96	4.51	4.02	3.63
C.O.D. (mg/l)	10.47	9.86	8.42	9.16	8.24	8.79	8.82	7.86
Nitrogen (mg/l)	1.98	1.83	1.59	1.21	1.37	1.29	1.16	1.42
Phosphorous (mg/l)	1.16	1.09	1.21	1.09	1.12	1.20	1.29	1.02
Potassium (mg/l)	3.00	3.00	2.00	2.00	3.00	2.00	3.00	3.00
Total Coliform/100ml	820	710	740	710	690	610	520	620
Faecal Coliform	410	350	420	380	350	420	350	310

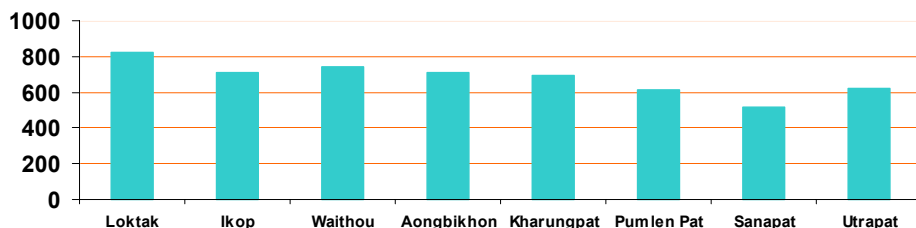
**pH variation of Wetlands during Oct-Dec 2010**



**B.O.D of Wetlands during Oct-Dec 2010**



**Total Coliform of Wetlands during Oct-Dec 2010**



Source: Environment Monitoring, Research & Development Laboratory,  
Environment & Ecology Office, Govt. of Manipur