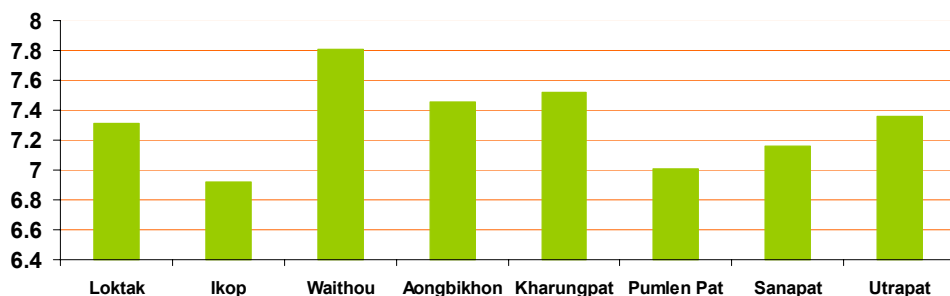


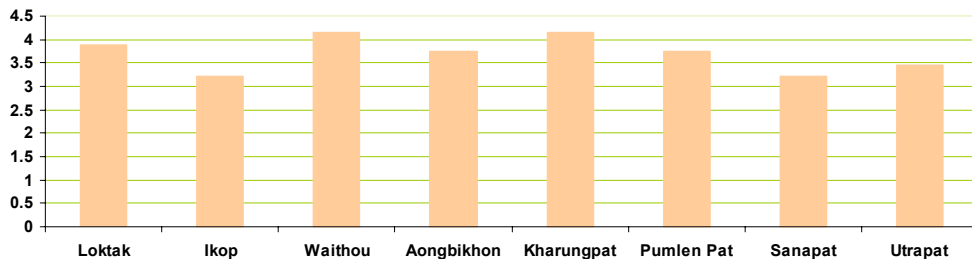
Wetland Water Quality Data of Some Important Wetlands of Manipur [Oct-Dec 09]

Parameters	Loktak	Ikop	Waithou	Aongbikhong	Kharungpat	Pumlen Pat	Sanapat	Utrapat
pH	7.31	6.92	7.81	7.46	7.52	7.01	7.16	7.36
B.O.D. (mg/l)	3.89	3.21	4.16	3.76	4.16	3.76	3.21	3.46
C.O.D. (mg/l)	7.46	7.76	10.42	8.42	9.21	8.16	7.76	8.42
Nitrogen (mg/l)	1.97	2.00	2.16	1.56	1.86	1.72	1.52	1.67
Phosphorous (mg/l)	1.40	1.86	1.89	1.26	1.42	1.36	1.46	1.53
Potassium (mg/l)	4.00	3.00	4.00	3.00	5.00	4.00	4.00	4.00
Total Coliform/100ml	760	810	620	710	740	720	670	720
Faecal Coliform	370	470	360	410	360	370	320	310

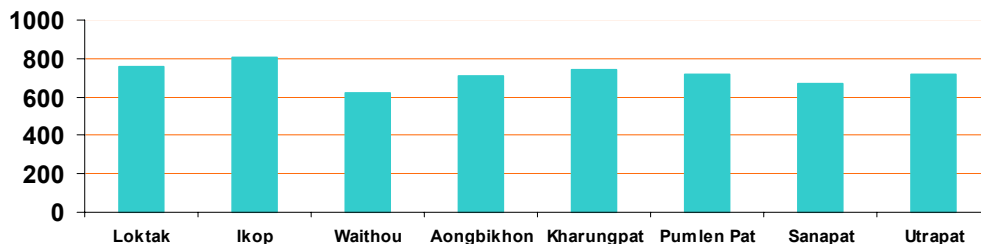
pH variation of Wetlands during Oct-Dec 09



B.O.D of Wetlands during Oct-Dec 09



Total Coliform of Wetlands during Oct-Dec 09



Source: Environment Monitoring, Research & Development Laboratory,
Environment & Ecology Office, Govt. of Manipur